

BUSINESS BAROMETER 2016

Wood processing industry

*Development
Association NERDA*

Opening remarks

Within the CREDO project, since 2009, regional Development Association NERDA has been conducting surveys within the most propulsive industrial sectors in the region. By introducing popular methods for the assessment of business environment we wish to provide a high quality and credible view of the business environment in the region.

Also, since this method is consistent with the global practice of monitoring economic trends and assessment of business environment, this document may represent a useful source of information for those interested parties from abroad, which have or are planning to establish business contacts in North-East Bosnia and Herzegovina.

In order to provide the users of this publication with valuable insights into the state of the considered industrial sectors, we decided to combine data from multiple sources that are classified in several different ways.

In this sense, the document is comprised of 3 parts - the state of the NE BIH according to certain economic parameters (with display of status according to administrative units), a comparative view of the situation in the NE BIH with the situation at the state level and display of the most successful companies in the considered sectors / subsectors.

Abundance of information will, hopefully, provide interested readers with a basis for better understanding of the state in sectors considered.

The authors of this publication, on this occasion, have not indulged themselves in further commenting on the displayed parameters, leaving readers with an opportunity to make their own views and conclusions on the basis of the information displayed.

Methods

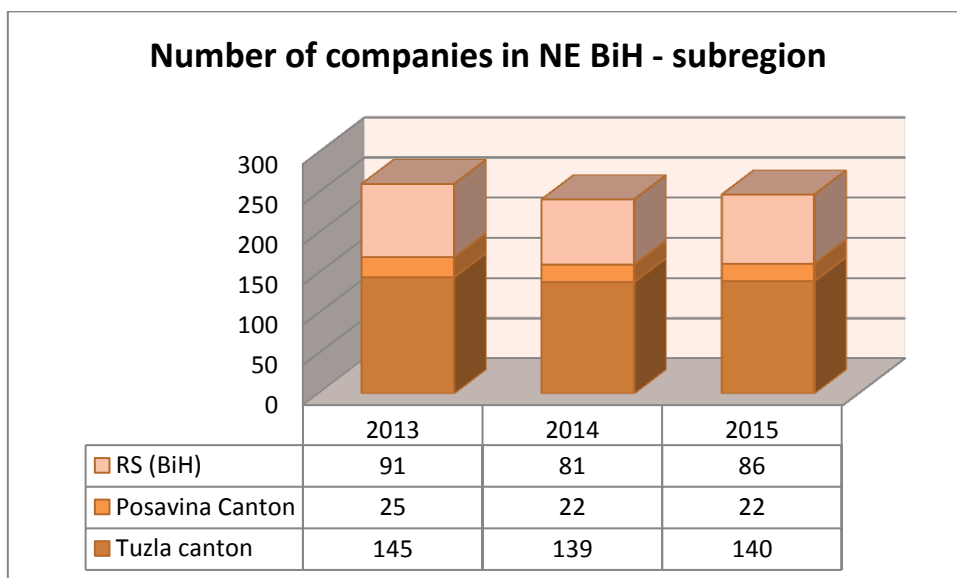
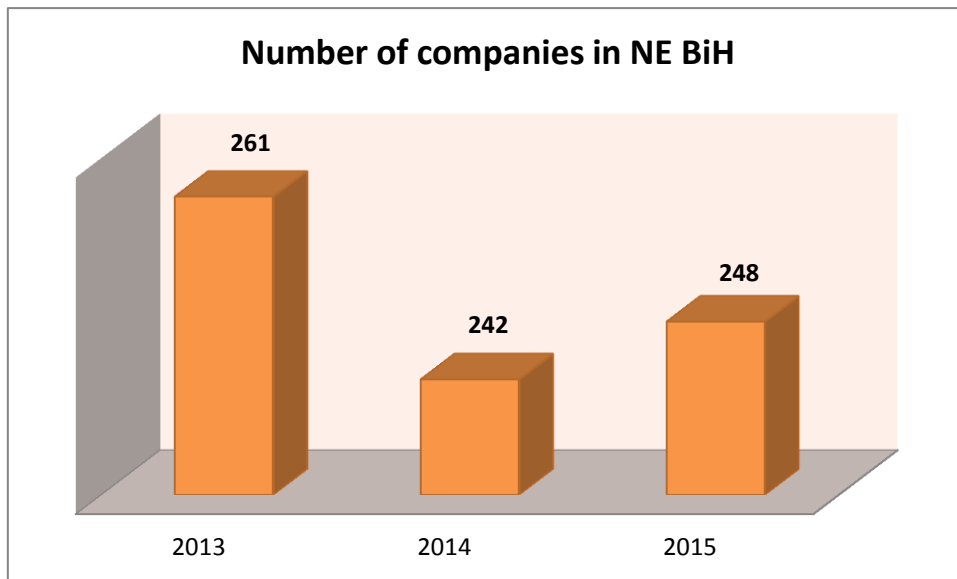
- **Focus on selected industrial sectors**

In the process of forming a list of SMEs that will be involved in this activity, the focus was on SMEs that operate in wood processing sector.

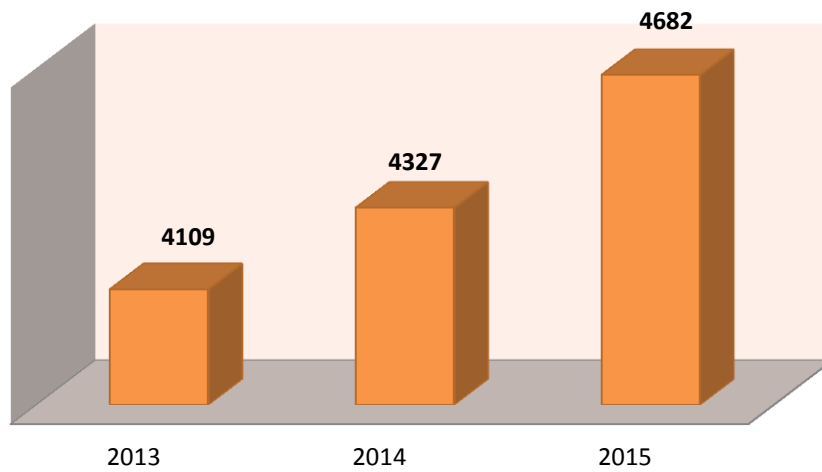
- **Statistical data**

In order to enable a comprehensive insight into the issues we deal with, we considered it necessary to enrich the data obtained from representative companies with official statistics, both for the NE BiH and for the whole territory of Bosnia and Herzegovina with exception of Brčko district.

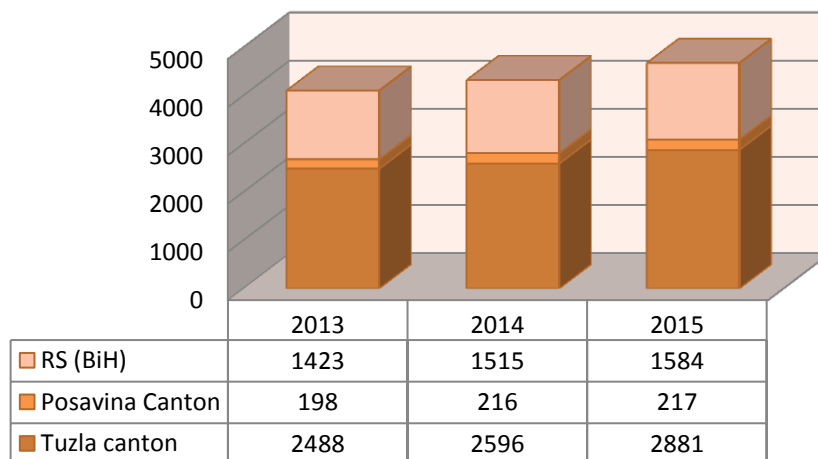
Statistical data relating to the NE BiH economic region



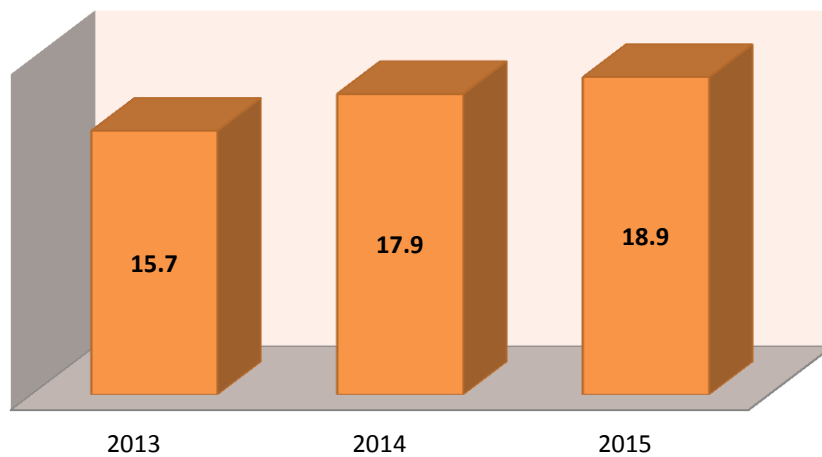
Number of employees in NE BiH



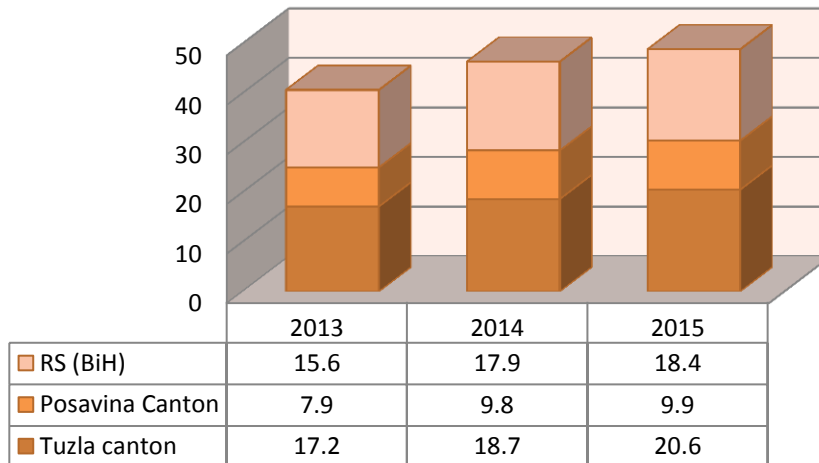
Number of employees NE BiH - subregion



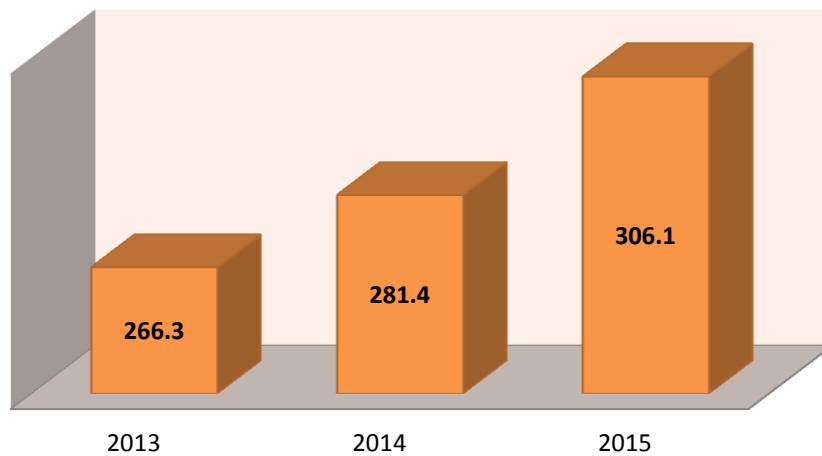
Average number of employees in NE BiH



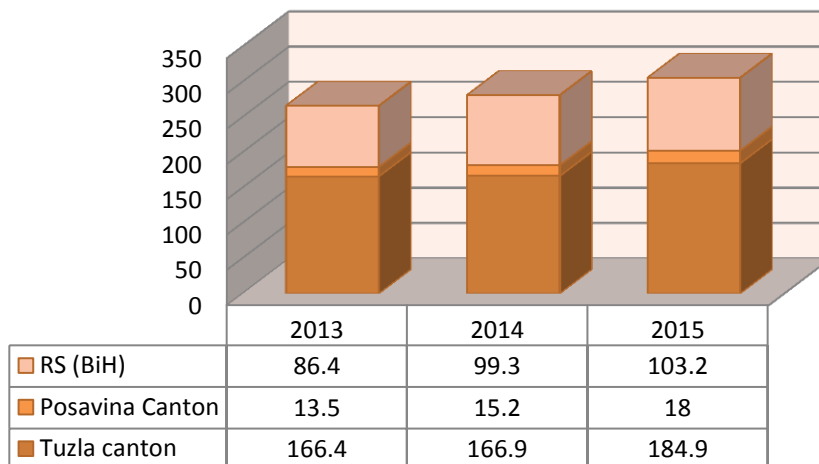
Average number of employees in NE BiH - subregion



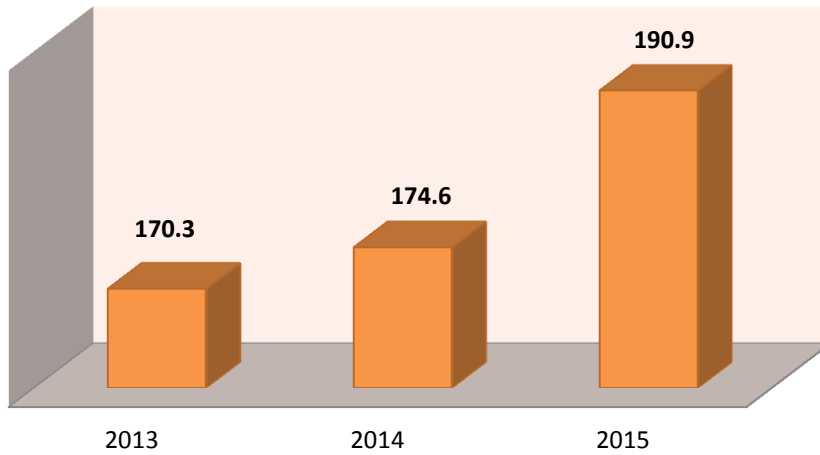
Total income from sales (mill. BAM) in NE BiH



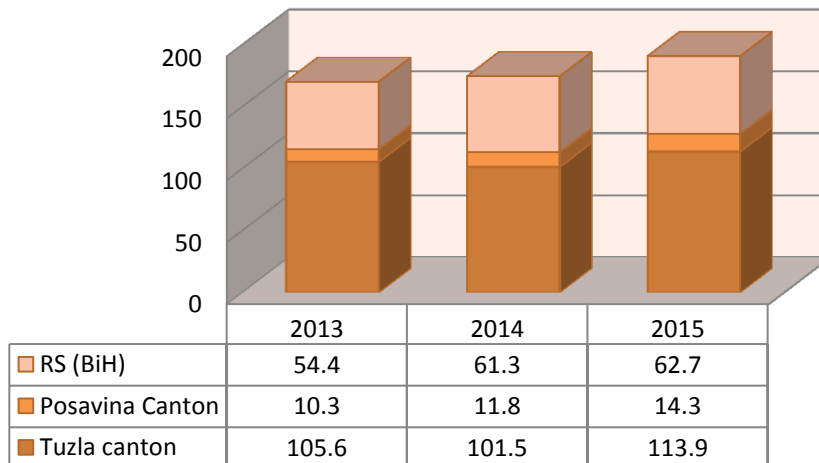
Total income from sales (mill.BAM) in NE BiH - subregion



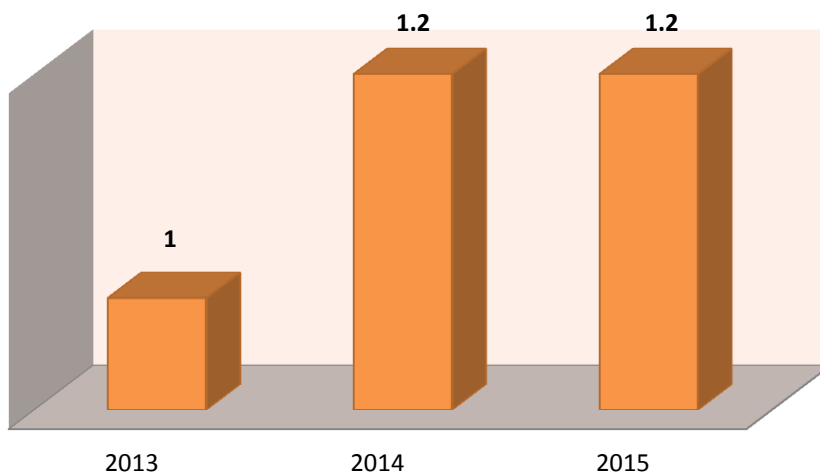
Income from export (mill. BAM) NE BiH



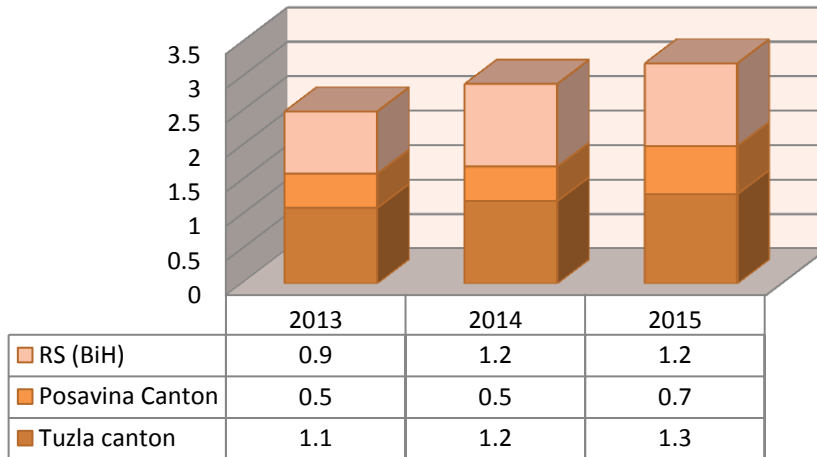
Income from export (mill.BAM) NE BiH - subregion



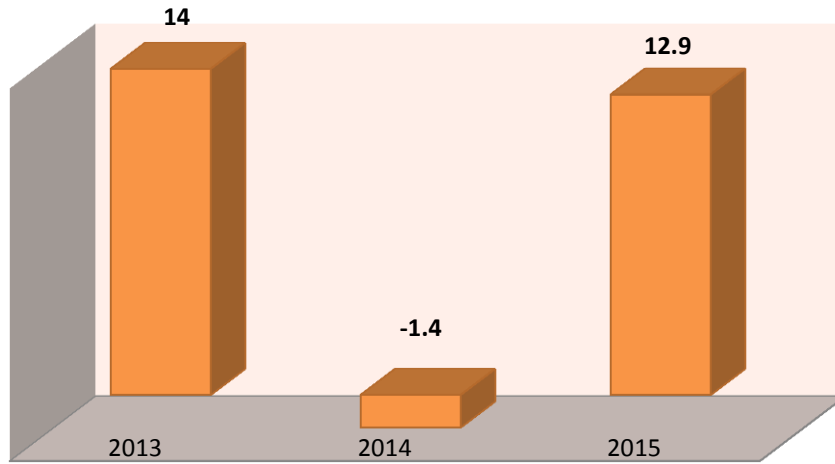
Average income from sales (mill. BAM) NE BiH



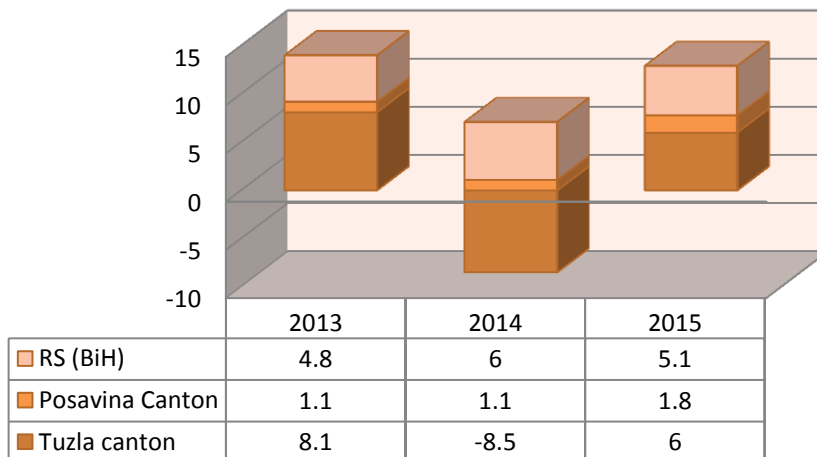
Average income from sales (mill. BAM) NE BiH



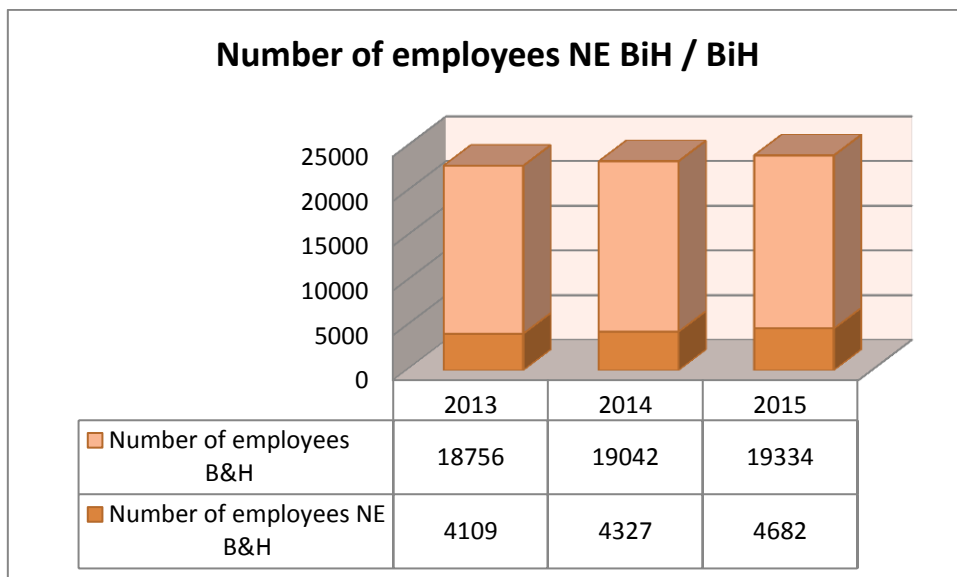
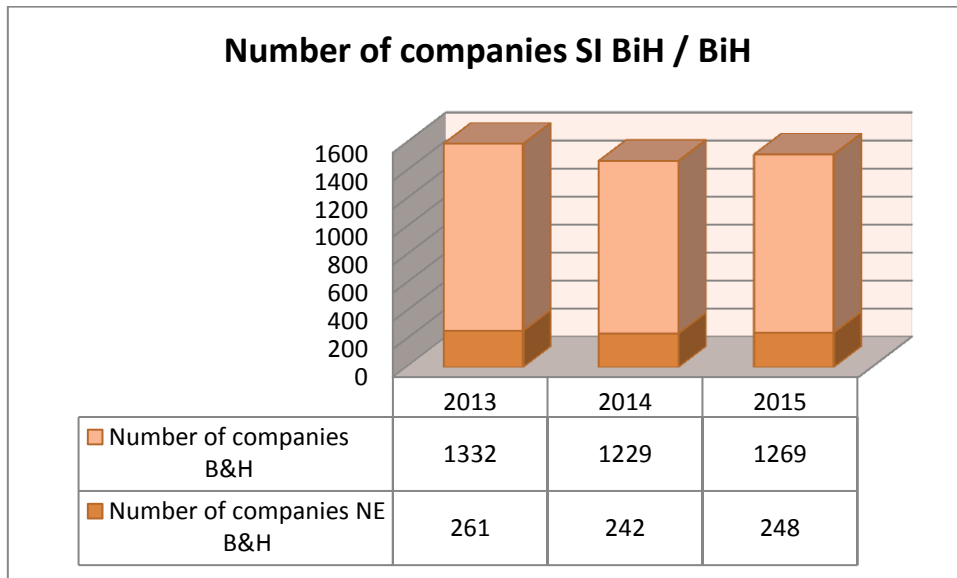
Total profit (mill.BAM) NE BiH



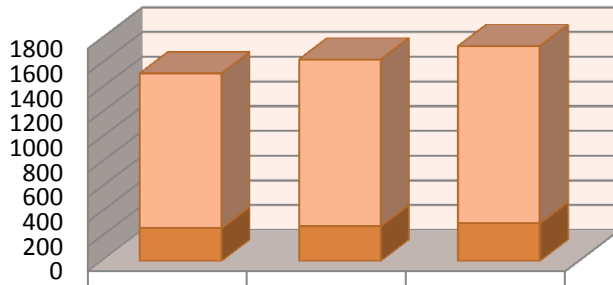
Total profit (mill. BAM) NE BiH - subregion



Comparative analysis NE BIH / BIH

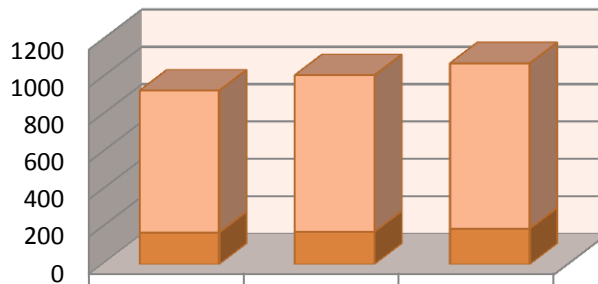


Total income from sales (mill. BAM) NE BiH / BiH



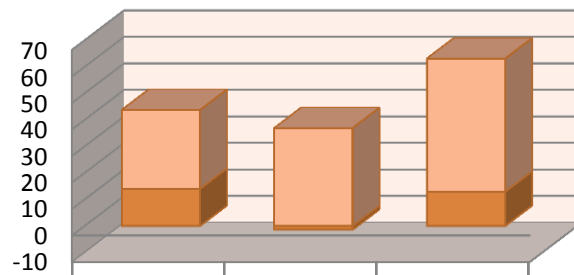
	2013	2014	2015
Total income from sales (mill. BAM) B&H	1251.4	1348.8	1432.9
Total income from sales (mill. BAM) NE B&H	266.3	281.4	306.1

Income from export (mill. BAM) NE BiH / BiH



	2013	2014	2015
Income from export (mill. BAM) B&H	757.9	835.9	883.7
Income from export (mill. BAM) NE B&H	170.3	174.6	190.9

Total profit (mill.BAM) NE BiH / BiH



	2013	2014	2015
Total profit (mill. BAM) B&H	29.7	36.9	50.2
Total profit (mill. BAM) NE B&H	14	-1.4	12.9

The most successful companies in BIH

Naziv kompanije		Prihod		
		2013	2014	2015
1	STANDARD FURNITURE FACTORY d.d. Sarajevo	70,792,698	63,203,583	47,074,843
2	NAPCO BEDS FACTORY d.o.o. Petrovo	17,804,383	25,027,012	28,437,488
3	A:D:Standard	26,346,631	24,984,690	28,181,329
4	XYLON CORPORATION d.o.o. Ilijaš	10,505,782	12,070,517	23,665,007
5	TAMEX d.o.o. Busovača	15,828,379	18,703,113	23,623,433
6	LUXOR XL d.o.o. Sarajevo	1,008,454	13,991,252	21,137,918
7	MS & WOOD d.d. Sarajevo	8,026,003	13,301,846	20,272,505
8	INTERLIGNUM d.o.o. Teslic	17,236,414	23,848,725	20,133,947
9	MEDEKS-PROM d.o.o. Šipovo	11,920,421	15,054,940	19,465,333
10	FEN-BH d.o.o. LUKAVAC	26,313,487	14,276,274	18,931,771
11	NOVA DIPO d.o.o. Gornji Podgradci	14,967,819	18,657,228	18,889,543
12	PETROPROJEKT D.o.o Bratunac	12,963,552	14,630,708	18,256,503
13	Prima ISG d.o.o.Gradiška	13,648,875	20,481,007	18,099,941
14	RAMEX d.o.o. KLADANJ	14,928,005	16,222,592	15,798,732
15	PRIMA SOFA d.o.o. KALESIJA	11,141,372	14,223,360	14,916,374
16	ELGRAD D.O.O. Teslic	13,185,574	13,953,063	14,543,332
17	GMP KOMPANI d.o.o. Banja Luka	10,254,034	11,259,177	14,130,273
18	EXPORT CITY DOO	4,783,237	8,055,984	13,695,959
19	DRVO PRODEX doo	9,133,959	10,105,472	13,383,754
20	JADRINA d.o.o. GRAČANICA	8,571,986	10,131,419	13,244,653

The most successful companies in NE BIH

Naziv kompanije		Prihod		
		2013	2014	2015
1	FEN-BH d.o.o. LUKAVAC	26,313,487	14,276,274	18,931,771
2	PETROPROJEKT D.o.o Bratunac	12,963,552	14,630,708	18,256,503
3	RAMEX d.o.o. KLADANJ	14,928,005	16,222,592	15,798,732
4	PRIMA SOFA d.o.o. KALESIJA	11,141,372	14,223,360	14,916,374
5	JADRINA d.o.o. GRAČANICA	8,571,986	10,131,419	13,244,653
6	MEGA DRVO D.o.o. Bijeljina	8,244,807	10,294,646	11,382,451
7	ISOWOOD d.o.o. GRAČANICA	9,414,667	9,294,041	9,444,574
8	INGRAT d.o.o. GRAČANICA	4,179,049	6,132,330	7,355,035
9	RADIAL d.o.o. GRAČANICA	5,186,365	6,199,490	7,317,204
10	D.O.O. Raševici	5,207,145	6,693,790	7,106,033
11	ERIC - M D.o.o. Dazdarevo	2,821,330	4,768,338	6,354,733
12	S&T COMPANY d.o.o. Ada	3,523,174	4,740,262	6,148,854
13	OBRT-KOMERC d.o.o. GRAČANICA	4,585,192	5,452,985	5,844,864
14	SAMATINI DOO Milici	4,139,313	5,736,640	5,541,585
15	DOO SAVOX Milici	5,242,563	5,318,560	4,854,542
16	IZAZOV d.o.o. KALESIJA	3,245,947	4,214,450	4,469,805
17	RAJČANKA d.o.o. GRADAČAC	2,857,098	3,057,791	4,346,972
18	UNO-PROM d.o.o.	3,171,786	4,123,439	4,222,840
19	D.O.O. Tehno grad	3,799,097	4,882,570	4,087,381
20	IVEREX KOMERC d.o.o. ŽIVINICE	3,555,177	4,069,180	4,035,880